

The Hokey Pokey

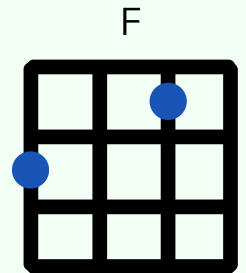
Chords: F, C7



- First note to sing: C
- Easy strumming suggestion: Down strum on every underlined syllable.

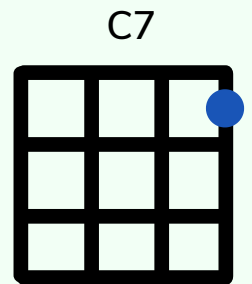
VERSE 1:

 F F
You put your right arm in, you take your right arm out.
 F C7
You put your right arm in, and you shake it all about.
 C7 C7
You do the Hokey Pokey and you turn yourself around,
 C7 C7 F
and that's what it's all a-bout!



VERSE 2:

 F F
You put your left arm in, you take your left arm out.
 F C7
You put your left arm in, and you shake it all about.
 C7 C7
You do the Hokey Pokey and you turn yourself around,
 C7 C7 F
and that's what it's all a-bout!



VERSE 3:

 F F
You put your right foot in, you take your right foot out.
 F C7
You put your right foot in, and you shake it all about.
 C7 C7
You do the Hokey Pokey and you turn yourself around,
 C7 C7 F
and that's what it's all a-bout!

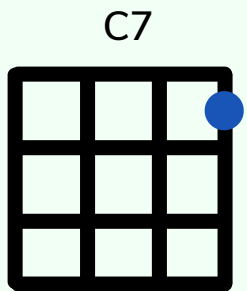
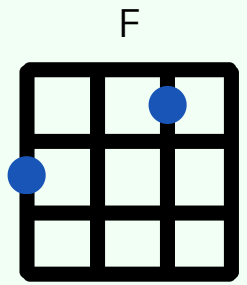
The Hokey Pokey - page 2

VERSE 4:

F F
You put your left foot in, you take your left foot out.

F C7
You put your left foot in, and you shake it all about.

C7 C7
You do the Hokey and Pokey and you turn yourself around,
C7 C7 F
and that's what it's all a-bout!



VERSE 5:

F F
You put your whole self in, you take your whole self out.

F C7
You put your whole self in, and you shake it all a-bout.

C7 C7
You do the Hokey and Pokey and you turn yourself around,
C7 C7 F
and that's what it's all a-bout!



'The Hokey Pokey' was written by Al Tabor in 1942 and titled the song Hokey Pokey, based on a childhood memory he had of an ice cream vendor calling out: "Hokey pokey penny a lump!"